

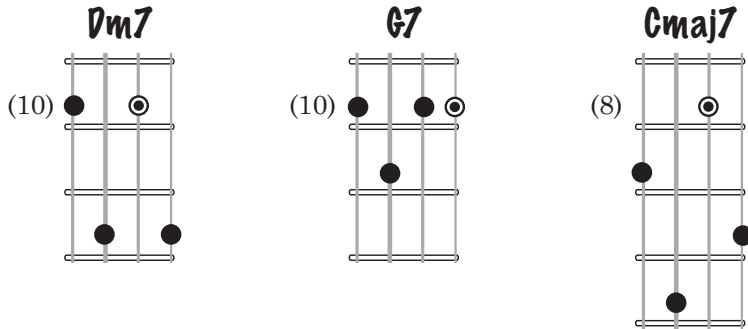
II V I key of C Major

*Sample Common Chord Progressions

The II V I is one of the most common chord progressions. This progression is from page 46 of The Advanced Guide to Chord Progressions for Ukulele.

Notice how the common tones between the chords stay on the same string and fret.

The top staff is for “C” Tuning with a high G and the second staff is for Low “G” Tuning. Either tuning produces the same TAB.

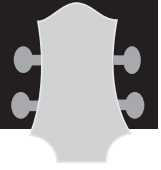


Musical notation for the II V I progression in C Major, showing two staves (treble clef) and a guitar-style TAB staff (4/4 time signature).

The progression consists of three measures: Dm7, G7, and Cmaj7. The notation shows the chord voicings on the treble clef staves and the corresponding fret numbers on the TAB staff.

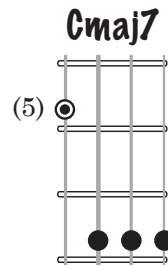
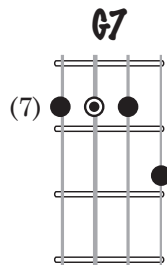
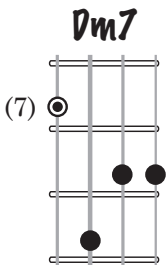
*See **The Advanced Guide for Ukulele Chords** for recommended fingerings.

Additional voice leading samples to the progressions from **The Advanced Guider to Chord Progressions** for Ukulele will be posted to: www.UkuleleResources.com/books/AGCPUKE1.html



II V I key of C Major

*Sample Common Chord Progressions



Musical notation for the II V I progression in C Major, 4/4 time. The progression consists of three measures: Dm7, G7, and Cmaj7. The notation includes a treble clef, a 4/4 time signature, and a repeat sign at the end of each measure. The bass line is indicated by a T (Tenor), A (Alto), and B (Bass) clef. The bass line notes are 8, 8, 9, 7 for Dm7; 8, 7, 9, 7 for G7; and 7, 7, 7, 5 for Cmaj7.

*See **The Advanced Guide for Ukulele Chords** for recommended fingerings.

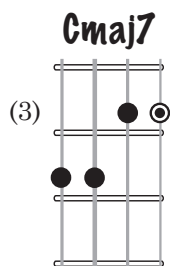
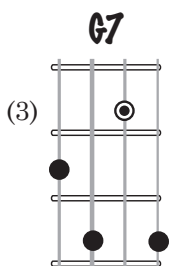
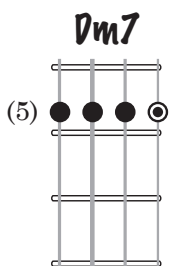
Additional voice leading samples to the progressions from **The Advanced Guide to Chord Progressions** for Ukulele will be posted to: www.UkuleleResources.com/books/AGCPUKE1.html



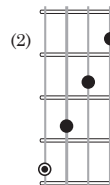


II V I Major

*Sample Common Chord Progressions



* Alternate fingering for Low "G" tuning



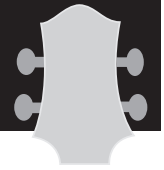
4/4

T 4 5 3 2
A 4 5 3 3
B 4 5 4 4
5 5 4 5

*See **The Advanced Guide for Ukulele Chords** for recommended fingerings.

Additional voice leading samples to the progressions from **The Advanced Guide to Chord Progressions** for Ukulele will be posted to: www.UkuleleResources.com/books/AGCPUKE1.html





II V I Major

*Sample Common Chord Progressions

Dm7
G7
Cmaj7

* (13)
(12)
(12)

*

* TAB is shown one octave lower than the indicated frets for these chords.

*See **The Advanced Guide for Ukulele Chords** for recommended fingerings.
 Additional voice leading samples to the progressions from **The Advanced Guide to Chord Progressions** for Ukulele will be posted to: www.UkuleleResources.com/books/AGCPUKE1.html

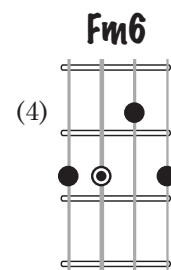
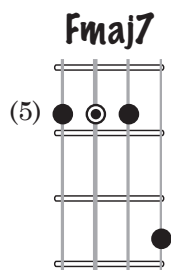
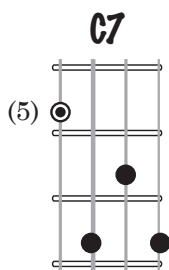
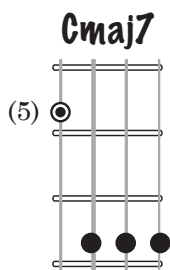
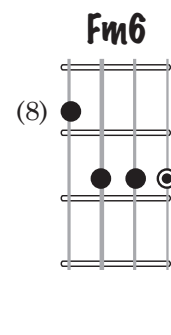
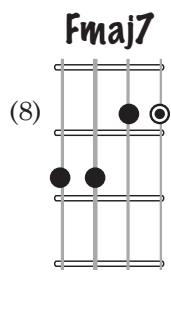
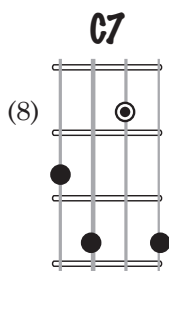
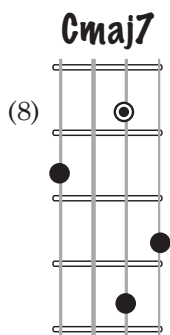
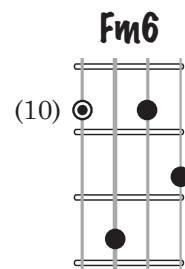
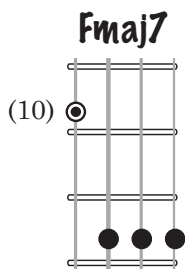
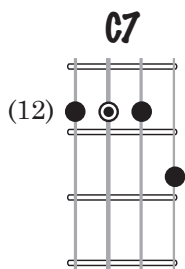
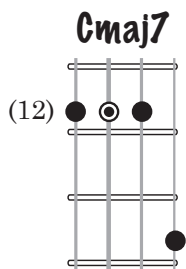




I IV IVm6 key of C Major

*Sample Common Chord Progressions

Another common chord progression. This progression is from page 46 of The Advanced Guide to Chord Progressions for Ukulele.

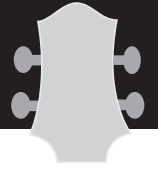


Cont'd on next page...

*See **The Advanced Guide for Ukulele Chords** for recommended fingerings.

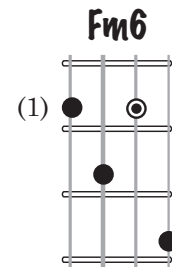
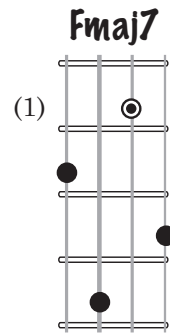
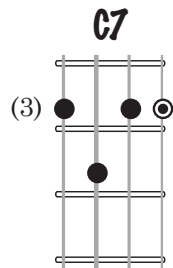
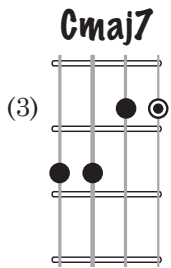
Additional voice leading samples to the progressions from **The Advanced Guide to Chord Progressions** for Ukulele will be posted to: www.UkuleleResources.com/books/AGCPUKE1.html





II V I Major

*Sample Common Chord Progressions



*See **The Advanced Guide for Ukulele Chords** for recommended fingerings.

Additional voice leading samples to the progressions from **The Advanced Guide to Chord Progressions** for Ukulele will be posted to: www.UkuleleResources.com/books/AGCPUKE1.html

