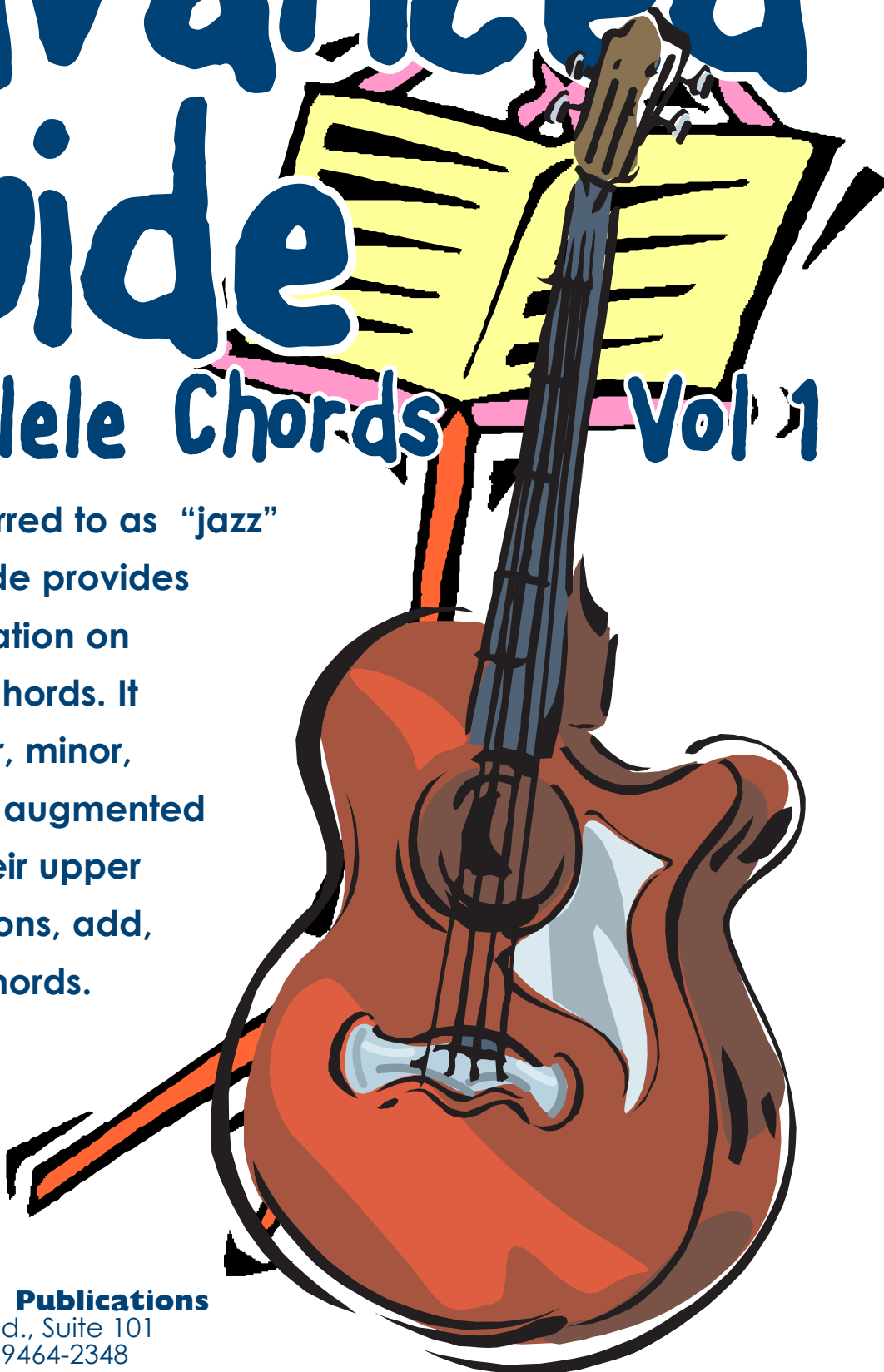


the Advanced Guide to Ukulele Chords Vol 1



Commonly referred to as “jazz” chords, this guide provides detailed information on voicing 4-part chords. It covers all major, minor, diminished and augmented chord types, their upper partials, alterations, add, sus and slash chords.

By
**CURT
SHELLER**
www.curtsheller.com



Curt Sheller Publications
2050 Orlando Rd., Suite 101
Pottstown, PA 19464-2348
www.curtshellerpublications.com

The Advanced Guide to Ukulele Chords Volume I

by Curt Sheller



Copyright © 2003 by Curt Sheller

All rights reserved. No part of this book may be reproduced or transmitted in any form or by any means, electronic, mechanical, photocopying, recording, or otherwise, without the prior written permission of the publisher. For information, contact Curt Sheller Publications.

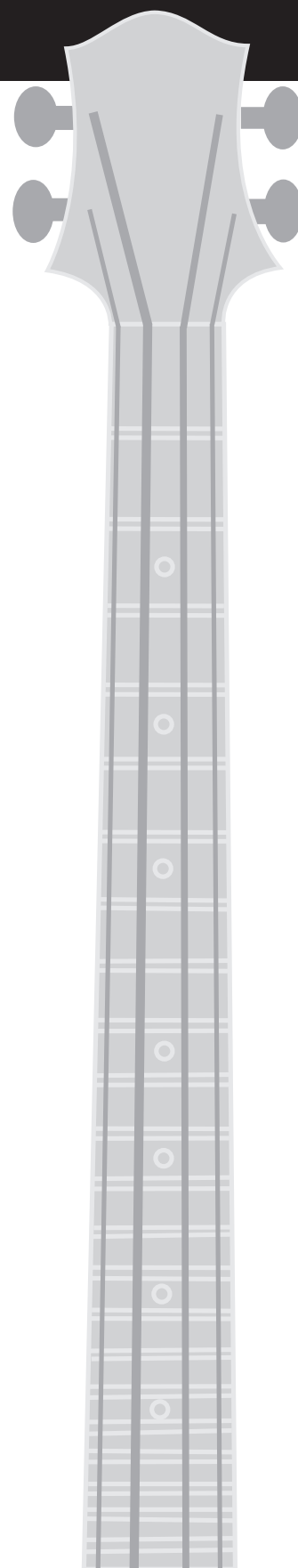
Curt Sheller Publications

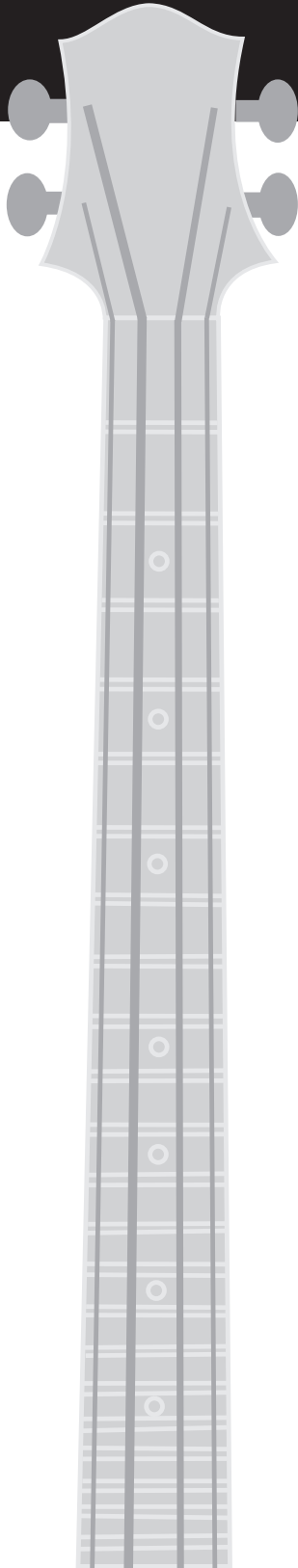
2050 Orlando Rd., Suite 101
Pottstown, PA 19464-2348

International Standard Book Number (ISBN)

0-9714044-8-8

Printed and bound in the United States of America





Forward


Beyond learning basic Ukulele chords most players struggle with advanced chords. Commonly called “jazz” chords, these more sophisticated voicings find a wide use in all forms of music. They are equally adept to the Ukulele as the Guitar


Each volume of The Advanced Guide to Ukulele Chords presents a highly organized and efficient approach to the mysterious subject of advanced chords. Chord dictionaries are not the answer. Even chord theory does not offer any insight into unraveling the complexity of Ukulele chord voicings.


If your goal is to expand your chord vocabulary, The Advanced Guide to Ukulele Chords is your answer.

Curt Sheller









Contents

Forward 3

Introduction 5

4-Part Major Chord Types 11

Seventh Chords 12

 String Family 1 2 3 4 12

Basic Major Chord Types 13

 Upper Partial Ninths 14

 Upper Partial Elevenths 16

 Upper Partial Thirteenth 18

4-Part Minor Chord Types 19

Minor Seventh Chords 20

 String Family 1 2 3 4 20

Basic Minor Chord Types 21

 Upper Partial Ninths 22

 Upper Partial Elevenths 23

 Upper Partial Thirteenth 24

4-Part Diminished Chord Types 25

Half-Diminished Seventh Chords 26

 String Family 1 2 3 4 26

Basic Diminished Chord Types 27

 Upper Partial Ninths 28

 Upper Partial Elevenths 29

 Upper Partial Thirteenth 30

4-Part Augmented Chord Types 31

Augmented Seventh Chords 32

 String Family 1 2 3 4 32

Augmented Chord Types 33


 Upper Partial Ninths 34

 Upper Partial Elevenths 35

 Upper Partial Thirteenth 36

Cont'd...

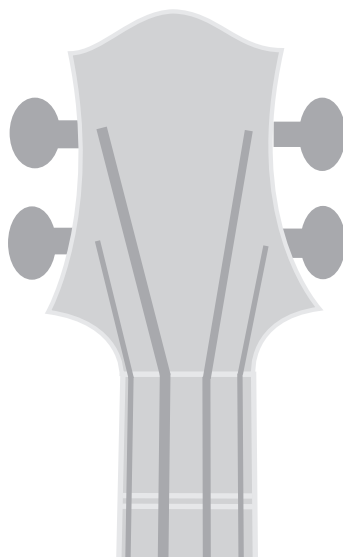




Contents

Altered Chords	37
Lowered Fifth	38
Raised Fifth	38
Lowered Ninth	38
Raised Ninth.....	38
Raised Eleventh	39
Lowered Thirteenth	39
4-Part Triads	41
Major.....	42
Minor	42
Diminished	42
Augmented.....	42
sus, add & Slash Chords	43
sus	44
add	44
slash	45
Ukulele Fingerboard Note Charts	47
"C" Tuning Fingerboard- Sharp Notes	48
"C" Tuning Fingerboard- Flat Notes.....	49
"D" Tuning Fingerboard- Sharp Notes	50
"D" Tuning Fingerboard- Flat Notes.....	51
Baritone "G" Tuning Fingerboard- Sharp Notes	52
Baritone "G" Tuning Fingerboard- Flat Notes.....	53





4-Part Major Chord Types



Seventh Chords



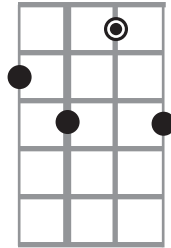
④ ③ ② ①

1234

7th

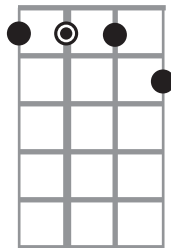
⊙ = Root of chord

♭ 3 ♭7 ROOT 5



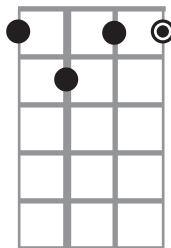
*2 3 1 4

5 ROOT 3 ♭7



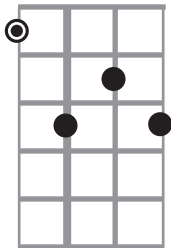
1 1 1 2

♭7 3 5 ROOT

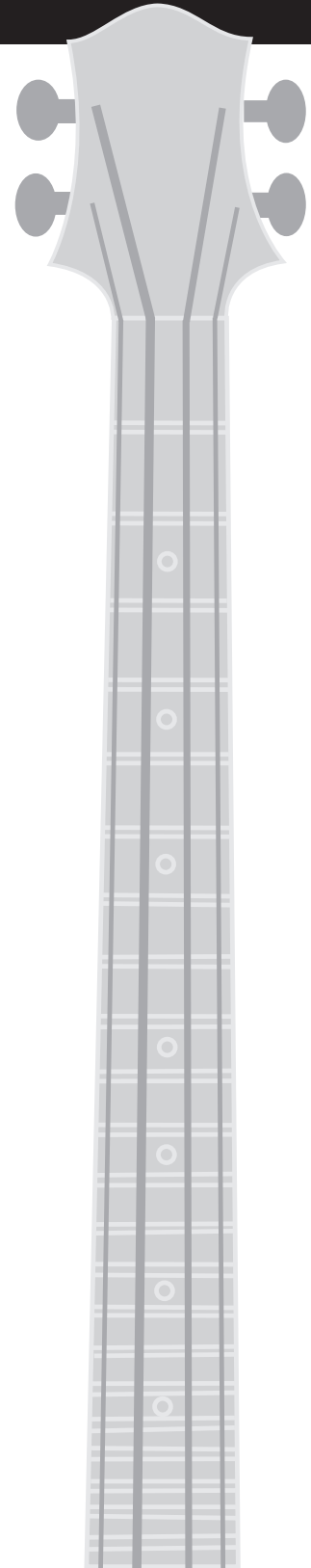


1 2 1 1

ROOT 5 ♭7 3

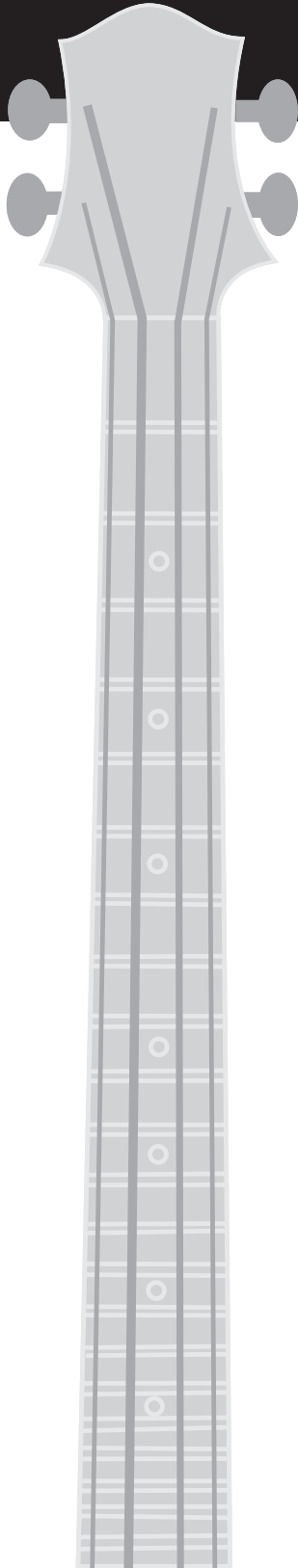


1 3 2 4



* All fingerings are recommended but not mandatory.





Basic Major Chord Types

7

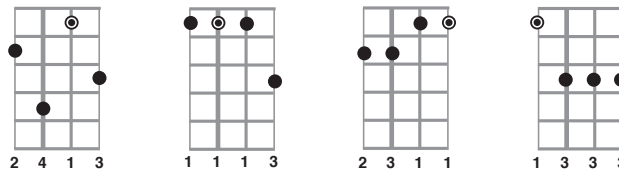
Learn the four seventh chord forms on page 10.

Notation*: 7, dom7

maj7

A major seventh chord is created by raising the seventh of a seventh chord one fret.

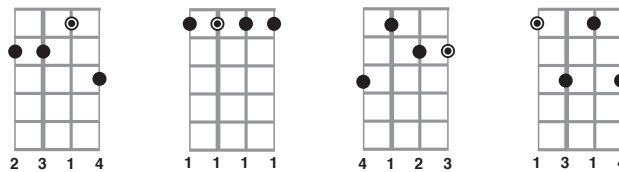
Notation: maj7, MAJ7, MA7, Δ7



6

A sixth chord is created by lowering the seventh of a seventh chord one fret.

Notation: 6, maj6, MAJ6, MA6, Δ6



* A root note is presumed to be in front of each notation.

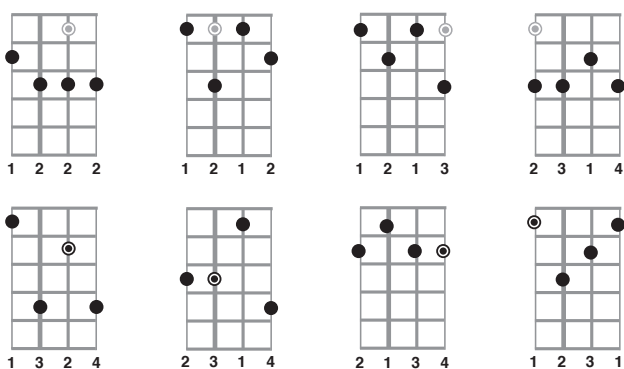


Upper Partial Ninths

9

A ninth chord is created by raising the root of a seventh chord two frets or lowering the third of a seventh chord two frets.


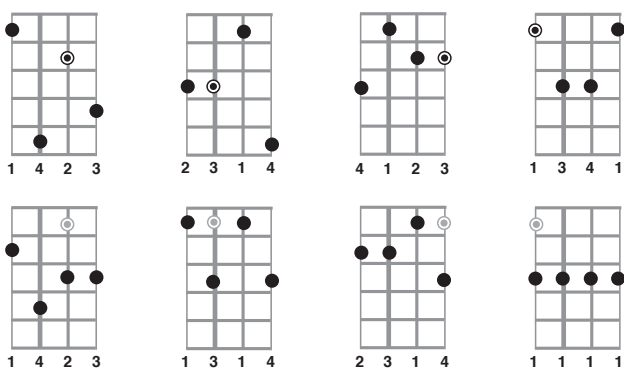
Notation: 9, 7⁽⁹⁾



maj9

A major ninth chord is created by raising the root of a major seventh chord two frets or lowering the third of a major seventh chord two frets.

Notation: maj9, maj7⁽⁹⁾, MAJ9, MAJ7⁽⁹⁾, MA9, MA7⁽⁹⁾, Δ9, Δ7⁽⁹⁾

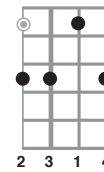
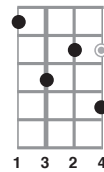
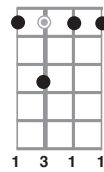
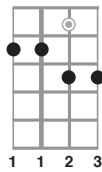


Upper Partial Ninths

6
9

A six nine chord is created by raising the root of a sixth chord two frets or lowering the third of a sixth chord two frets.

Notation: $6/9$, $6^{(9)}$, $\overset{6}{9}$



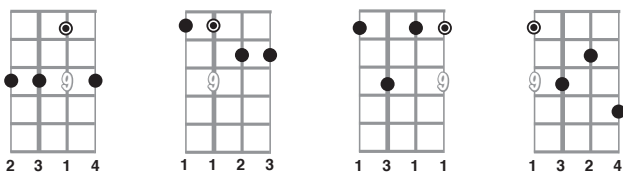
Major Chord Types

Upper Partial Elevenths

11

An eleventh chord is created by raising the third of a seventh chord one fret or lowering the fifth of a seventh chord two frets.

Notation: 11, 7(11)

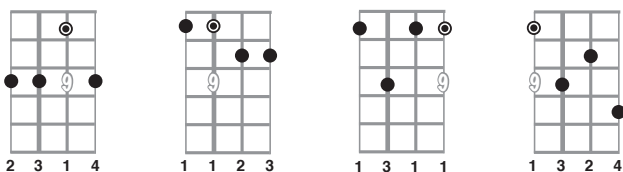


An optional ninth can be added by raising the root two frets or lowering the third two frets.


maj11

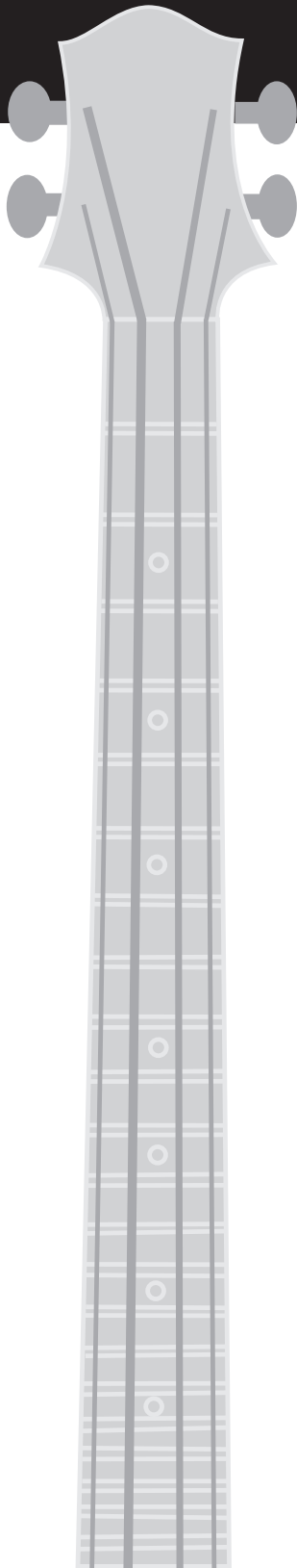
A major eleventh chord is created by raising the third of a major seventh chord one fret or lowering the fifth of a major seventh chord two frets.

Notation: maj11, maj7(11), MAJ11, MAJ7(11), MA11, MA7(11), Δ11, Δ7(11)



An optional ninth can be added by raising the root two frets or lowering the third two frets.



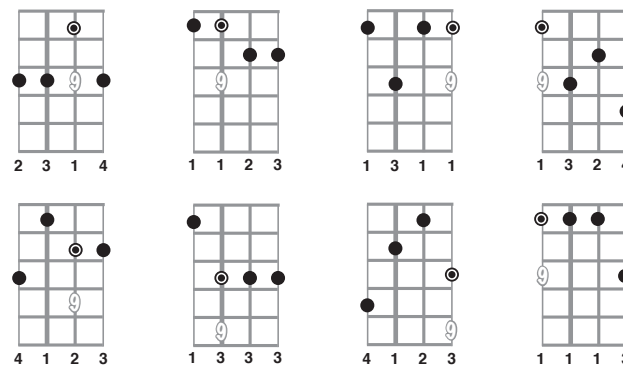


Upper Partial Elevenths

6
11

A six eleven chord is created by raising the third of a sixth chord one fret or lowering the fifth of a sixth chord two frets.

Notation: 6(11), $\overset{6}{11}$



An optional ninth can be added by raising the root two frets or lowering the third two frets.

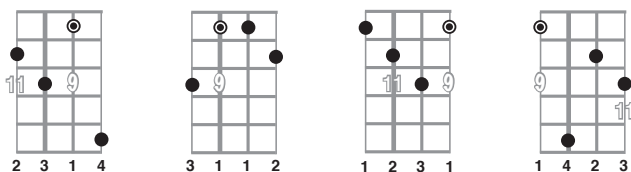


Upper Partial Thirteenths

13

A thirteenth chord is created by raising the fifth of a seventh chord two frets.

Notation: 13, 7(13)

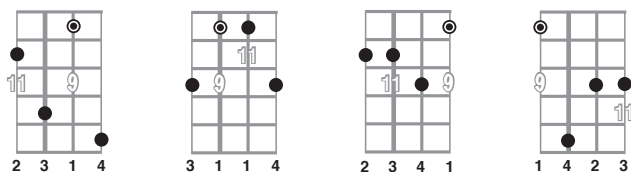


An optional ninth can be added by raising the root two frets or lowering the third two frets. An optional eleventh can be added by raising the third one fret.

maj13

A major thirteenth chord is created by raising the fifth of a major seventh chord two frets.

Notation: maj13, maj7(13), MAJ13, MAJ7(13), MA13, MA7(13), Δ13, Δ7(13)



An optional ninth can be added by raising the root two frets or lowering the third two frets. An optional eleventh can be added by raising the third one fret.

* * *

This completes the basic Major chord types. Repeat the process with the remaining string families.

