

# The **Advanced** **Guide** To Guitar Chords Vol. 1

Commonly referred to as “jazz” chords, this guide provides detailed information on voicing 4-part chords. It covers all major, minor, diminished and augmented chord types, their upper partials, alterations, add, sus and slash chords.

By  
**CURT  
SHELLER**

**Curt Sheller Publications**  
2050 Orlando Rd., Suite 101  
Pottstown, PA 19464-2348  
[www.curtsheller.com](http://www.curtsheller.com)



# *the* **Advanced Guide To Guitar Chords**

Commonly referred to as “jazz” chords, this guide provides detailed information on voicing 4-part chords. It covers all major, minor, diminished and augmented chord types, their upper partials, alterations, add, sus and slash chords.

By  
**CURT  
SHELLER**  
curtsheiler.com




**Curt Sheller Publications**  
2050 Orlando Rd., Suite 101  
Pottstown, PA 19464-2348  
[www.curtsheller.com](http://www.curtsheller.com)

**Vol  
I**

# The Advanced Guide to Guitar Chords Volume I

by Curt Sheller



Copyright © 2002-2004 by Curt Sheller

All rights reserved. No part of this book may be reproduced or transmitted in any form or by any means, electronic, mechanical, photocopying, recording, or otherwise, without the prior written permission of the publisher. For information, contact Curt Sheller Publications.

### Curt Sheller Publications

2050 Orlando Rd., Suite 101  
Pottstown, PA 19464-2348

International Standard Book Number (ISBN)

0-9714404-3-7

Printed and bound in the United States of America



Jim Hall Model guitar cover image courtesy of  
**Sadowsky Guitars Ltd., Brooklyn, NY USA**  
[www.sadowsky.com](http://www.sadowsky.com)


# Forward


Beyond learning open and barre chords, most guitarists struggle with advanced chords. Commonly called “jazz” chords, these more sophisticated voicings find a wide use in all forms of music.

Each volume of The Advanced Guide to Guitar Chords presents a highly organized and efficient approach to the mysterious subject of advanced chords. Chord dictionaries are not the answer. Even chord theory does not offer any insight into unraveling the complexity of guitar voicings.

If your goal is to expand your chord vocabulary, The Advanced Guide to Guitar Chords is your answer.

**Chuck Anderson**






SAMPLE CHAPTER  
www.CurtSheller.com



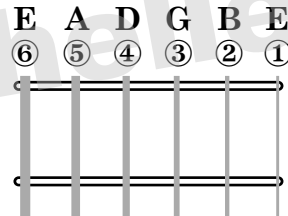
# Introduction

Chords can be categorized into four chord types; Major, Minor, Diminished and Augmented. Four-part chords can be voiced across various four string families. This book explores these chords on string families:

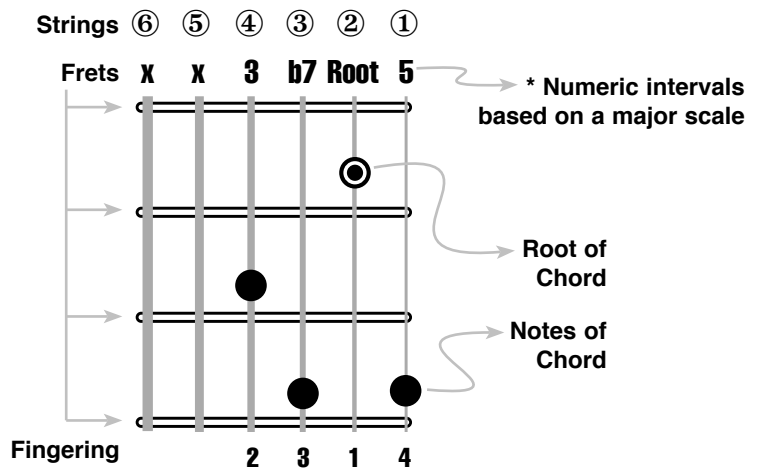



Chord notation is an inexact science. Some of the more common chord notations are shown throughout the book.

All chords presented are in standard tuning for six string guitar:



## Chord Diagram Model






SAMPLE CHAPTER  
www.CurtSheller.com



# Contents



<b>Forward</b> .....	<b>3</b>
<b>Introduction</b> .....	<b>5</b>
<b>4-Part Major Chord Types</b> .....	<b>11</b>
<b>Seventh Chords</b> .....	<b>12</b>
String Family 1 2 3 4 .....	12
<b>Basic Major Chord Types</b> .....	<b>13</b>
Upper Partial Ninths .....	14
Upper Partial Elevenths .....	16
Upper Partial Thirteenth.....	18
<b>Additional Seventh Chords</b> .....	<b>19</b>
String Family 2 3 4 5 .....	19
String Family 3 4 5 6 .....	20
String Family 2 3 4 6 .....	21
String Family 1 2 3 5 .....	22
<b>4-Part Minor Chord Types</b> .....	<b>23</b>
<b>Minor Seventh Chords</b> .....	<b>24</b>
String Family 1 2 3 4 .....	24
<b>Basic Minor Chord Types</b> .....	<b>25</b>
Upper Partial Ninths .....	26
Upper Partial Elevenths .....	27
Upper Partial Thirteenth.....	28
<b>Additional Minor Seventh Chords</b> .....	<b>29</b>
String Family 2 3 4 5 .....	29
String Family 3 4 5 6 .....	30
String Family 2 3 4 6 .....	31
String Family 1 2 3 5 .....	32
<b>4-Part Diminished Chord Types</b> .....	<b>33</b>
<b>Half-Diminished Seventh Chords</b> .....	<b>34</b>
String Family 1 2 3 4 .....	34
<b>Basic Diminished Chord Types</b> .....	<b>35</b>
Upper Partial Ninths .....	36
Upper Partial Elevenths .....	37
Upper Partial Thirteenth.....	38
<b>Additional Diminished Seventh Chords</b> .....	<b>39</b>
String Family 1 2 3 4 .....	39
String Family 3 4 5 6 .....	40
String Family 2 3 4 6 .....	41
String Family 1 2 3 5 .....	42

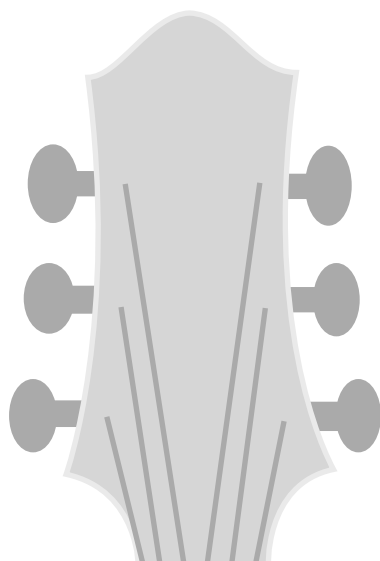
Cont'd...



## Contents

<b>4-Part Augmented Chord Types</b> .....	<b>43</b>
<b>Augmented Seventh Chords</b> .....	<b>44</b>
String Family 1 2 3 4 .....	44
<b>Augmented Chord Types</b> .....	<b>45</b>
Upper Partial Ninths .....	46
Upper Partial Elevenths .....	47
Upper Partial Thirteenth .....	48
<b>Additional Augmented Seventh Chords</b> .....	<b>49</b>
String Family 2 3 4 5 .....	49
String Family 3 4 5 6 .....	50
String Family 2 3 4 6 .....	51
String Family 1 2 3 5 .....	52
<b>Altered Chords</b> .....	<b>53</b>
Lowered Fifth .....	53
Raised Fifth .....	54
Lowered Ninth .....	54
Raised Ninth .....	54
Raised Eleventh .....	55
Lowered Thirteenth .....	55
<b>4-Part Triads</b> .....	<b>57</b>
Major .....	58
Minor .....	58
Diminished .....	58
Augmented .....	58
<b>sus, add &amp; Slash Chords</b> .....	<b>59</b>
sus .....	60
add .....	60
slash .....	61
<b>6 String Fingerboard Note Charts</b> .....	<b>63</b>
6 String - Sharp Notes .....	64
6 String - Flat Notes .....	65



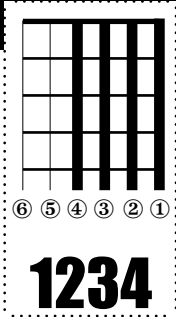


## **4-Part Major Chord Types**

**SAMPLE CHAPTER**  
**www.CurtSheller.com**

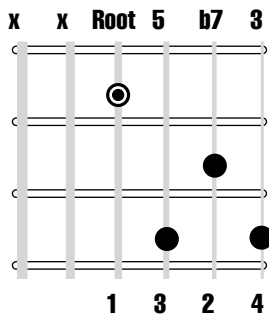
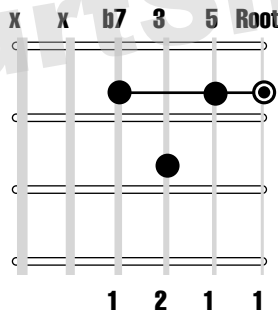
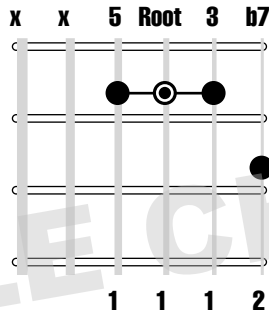
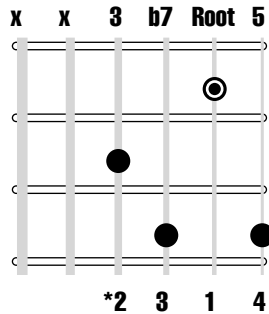


# Seventh Chords




**7th**

⊙ = Root of chord  
 X = Avoid or Mute



\* All fingerings are recommended but not mandatory.



SAMPLE CHAPTER  
 www.CurtSheller.com

## Basic Major Chord Types

### 7

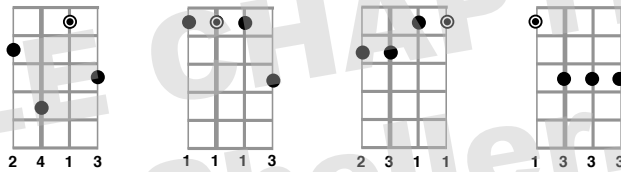
Learn the four seventh chord forms on page 12.

**Notation\*:** 7, dom7

### maj7

A major seventh chord is created by raising the seventh of a seventh chord one fret.

**Notation:** maj7, MAJ7, MA7, Δ7

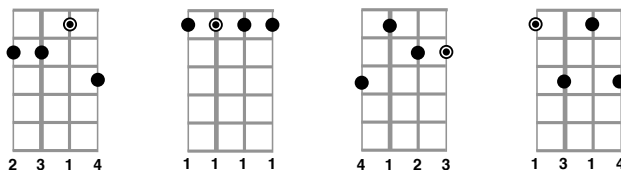


All examples shown on string family ④ ③ ② ①

### 6

A sixth chord is created by lowering the seventh of a seventh chord one fret.

**Notation:** 6, maj6, MAJ6, MA6, Δ6



\* A root note is presumed to be in front of each notation.

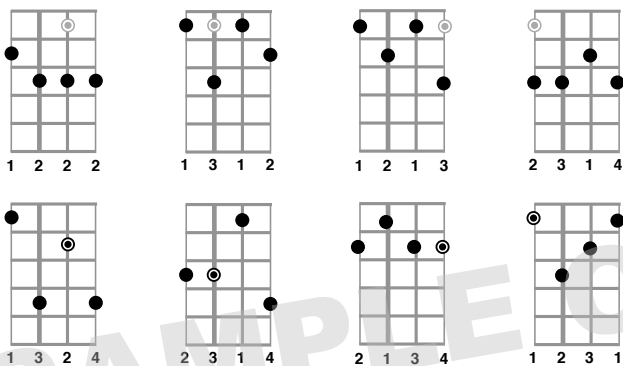
# Major Chord Types

## Upper Partial Ninths

### 9

A ninth chord is created by raising the root of a seventh chord two frets or lowering the third of a seventh chord two frets.


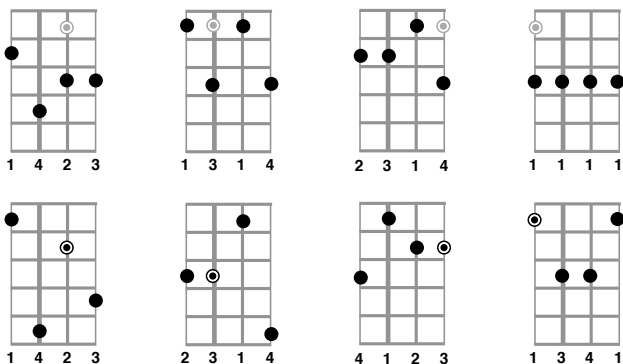
Notation: 9, 7<sup>(9)</sup>



### maj9

A major ninth chord is created by raising the root of a major seventh chord two frets or lowering the third of a major seventh chord two frets.

Notation: maj9, maj7<sup>(9)</sup>, MAJ9, MAJ7<sup>(9)</sup>, MA9, MA7<sup>(9)</sup>, Δ9, Δ7<sup>(9)</sup>

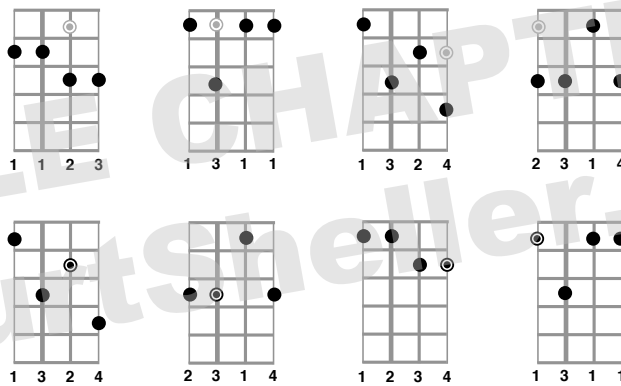


## Upper Partial Ninths

6  
9

A six nine chord is created by raising the root of a sixth chord two frets or lowering the third of a sixth chord two frets.

Notation:  $6/9, 6^{(9)}, \overset{6}{9}$



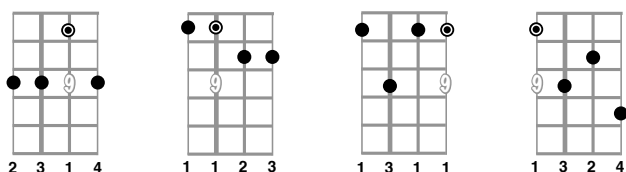
# Major Chord Types

## Upper Partial Elevenths

### 11

An eleventh chord is created by raising the third of a seventh chord one fret or lowering the fifth of a seventh chord two frets.

**Notation:** 11, 7<sup>(11)</sup>

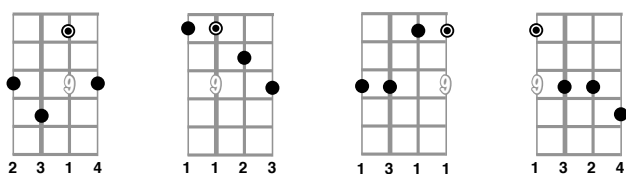


An optional ninth can be added by raising the root two frets or lowering the third two frets.


### maj11

A major eleventh chord is created by raising the third of a major seventh chord one fret or lowering the fifth of a major seventh chord two frets.

**Notation:** maj11, maj7<sup>(11)</sup>, MAJ11, MAJ7<sup>(11)</sup>, MA11, MA7<sup>(11)</sup>, Δ11, Δ7<sup>(11)</sup>



An optional ninth can be added by raising the root two frets or lowering the third two frets.

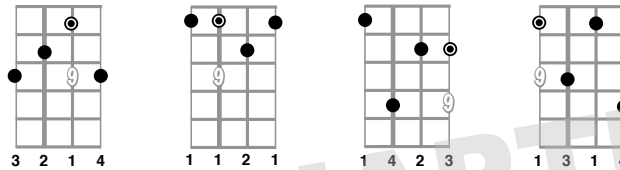


## Upper Partial Elevenths

6  
11

A six eleven chord is created by raising the third of a sixth chord one fret or lowering the fifth of a sixth chord two frets.

Notation:  $6(11), \overset{6}{11}$



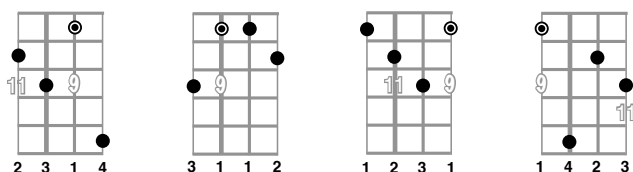
An optional ninth can be added by raising the root two frets or lowering the third two frets.

## Upper Partial Thirteenths

### 13

A thirteenth chord is created by raising the fifth of a seventh chord two frets.

**Notation:** 13, 7(13)

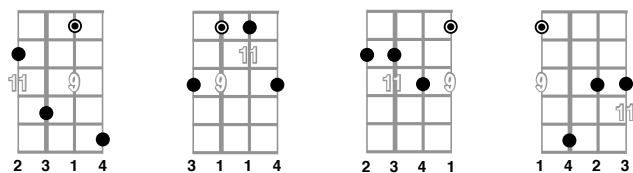


An optional ninth can be added by raising the root two frets or lowering the third two frets. An optional eleventh can be added by raising the third one fret.

### maj13

A major thirteenth chord is created by raising the fifth of a major seventh chord two frets.


**Notation:** maj13, maj7(13), MAJ13, MAJ7(13), MA13, MA7(13), Δ13, Δ7(13)



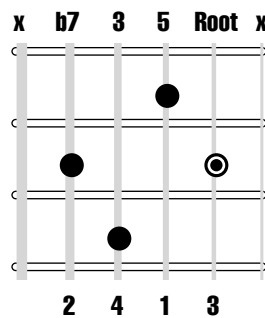
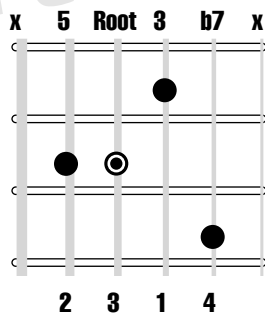
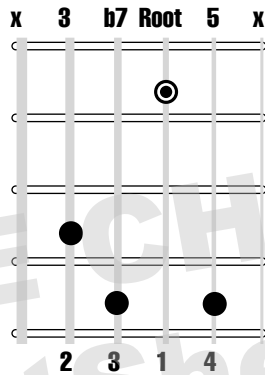
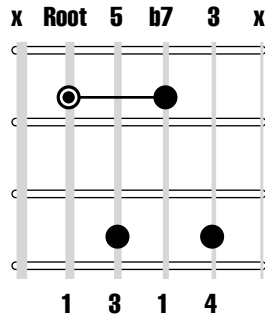
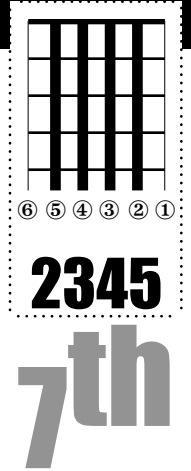
An optional ninth can be added by raising the root two frets or lowering the third two frets. An optional eleventh can be added by raising the third one fret.

\* \* \*

This completes the basic Major chord types. Repeat the process with the remaining string families.



# Seventh Chords

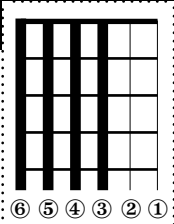


⊙ = Root of chord  
 x = Avoid or Mute

SAMPLE CHAPTER  
 www.CurtSheller.com




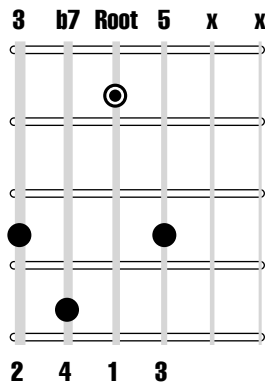
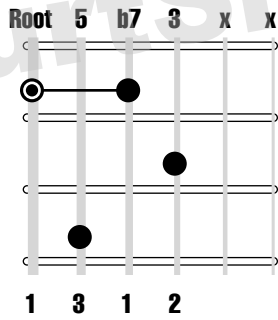
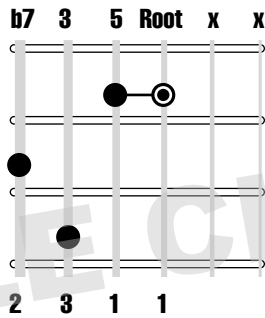
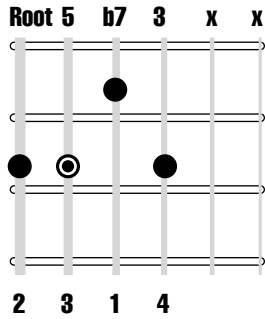
# Seventh Chords



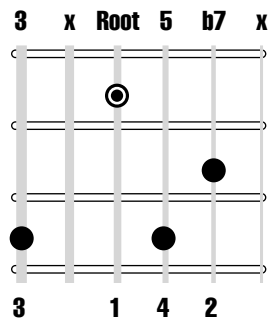
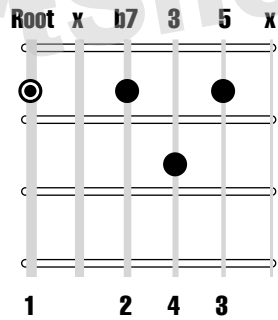
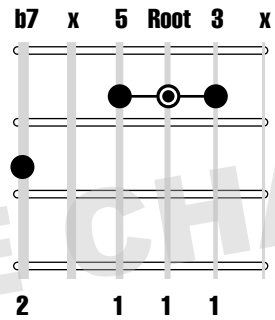
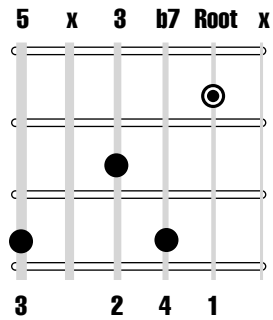
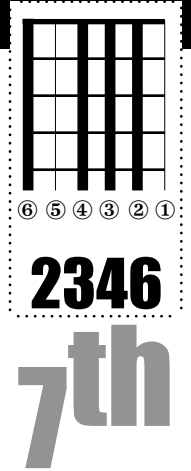
**3456**

**7th**

⊙ = Root of chord  
 X = Avoid or Mute

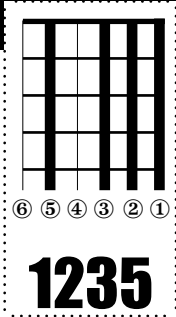


# Seventh Chords



⊙ = Root of chord  
 x = Avoid or Mute


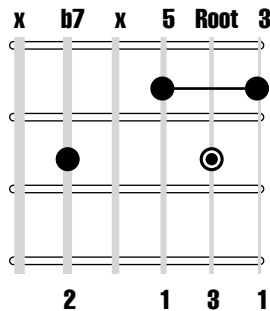
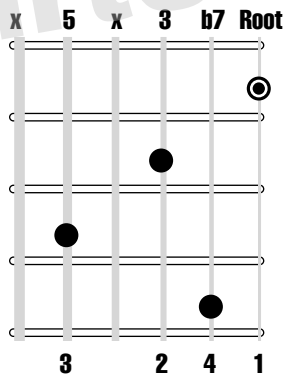
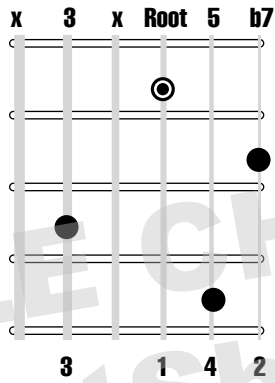
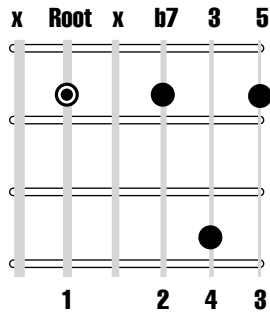
# Seventh Chords



1235

7<sup>th</sup>

⊙ = Root of chord  
 X = Avoid or Mute



SAMPLE CHAPTER  
 www.CurtSheller.com