



What is Jazz?

(From *Ask Jeeves*) - a genre of popular music that originated in New Orleans around 1900 and developed through increasingly complex styles.

A type of music of black American origin characterized by improvisation, syncopation, and usually a regular or forceful rhythm, emerging at the beginning of the 20th century. Brass and woodwind instruments and piano are particularly associated with jazz, although guitar and occasionally violin are also used; styles include Dixieland, swing, bebop, and free jazz.

Louis Armstrong said, “Jazz is music that’s never played the same way once.” Ralph Ellison said, “Jazz is an art of individual assertion within and against the group...”

Mozart, Beethoven, and Brahms were all renowned for their improvisational abilities

**“There are two kinds of music, good music and bad music.”
Duke Ellington**

Music *is* melody, harmony and rhythm.

Developing what is needed for performing in the “jazz” style on ukulele requires a foundation of 4-part advanced chords - the harmony part. And scales, arpeggios, intervals and sequences for playing melodies and improvisation - the melody part. Throw in typical jazz rhythms and put it all together (arrangement) and you have jazz.

Chords

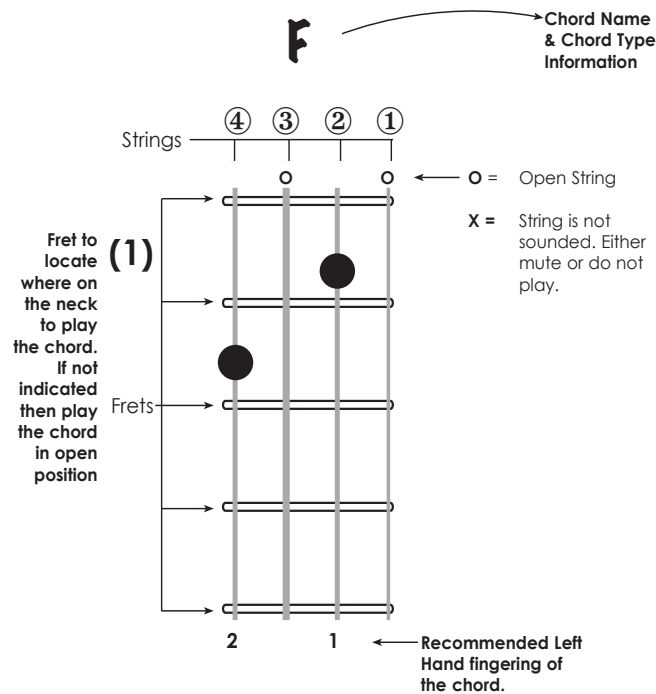
Chords can be grouped into four categories: Open Position Chords, Movable Form Chords, 4-Part Contemporary aka “Jazz” Chords and Free Form Chords. The 4-part chords are the bread and butter of the “jazz” guitarist chords vocabulary.

Chords are typically built in thirds and can further be categorized as major, minor, diminished or augmented chord types.





Ukulele Chord Diagram



Building Chords

There are several ways to build chords - but the best way to build chords on a ukulele, or guitar for that matter, is by using numeric formulas based on the scale degrees of the fifteen major scales (see chart on page 7). These numeric formulas are taken from the major scales by numbering each scale degree 1 through 13, skipping the octave (8), 10th and 12th scale degrees, as these are duplicates of the fundamental triad chord tones.

A Few Chord Building Rules

When lowering or raising a scale degree to create a chord tone the alphabetical name of the note can not change. Example C must remain C either C#, Cb, Cx (double sharp) or Cbb (double flat). Lowering a sharp note removes the sharp, C# becomes C. Raising a sharp note becomes a double sharp, C# becomes Cx (double sharp). Raising a flat note removes the flat, Bb becomes B. Lowering a flat note becomes a double flat, Bb becomes Bbb (double flat). These double flats and double sharps are the theoretically correct spelling for the note. A notated note is different than the pitch a note produces. F# the note produces the same pitch as Gb the note.





By keeping track of the location of chord tones you can create other chords from known chords. This is the key to building a massive chord vocabulary. Being able to create chords on the fly from a solid foundation of basic chords.

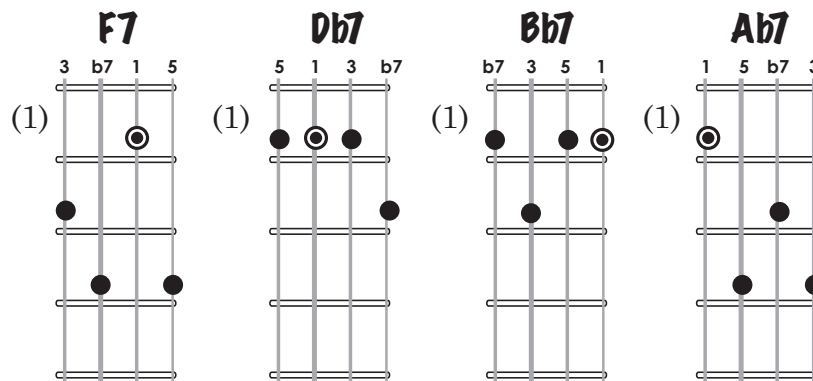
There are too many chord shapes to memorize!

Building More Advanced Chords

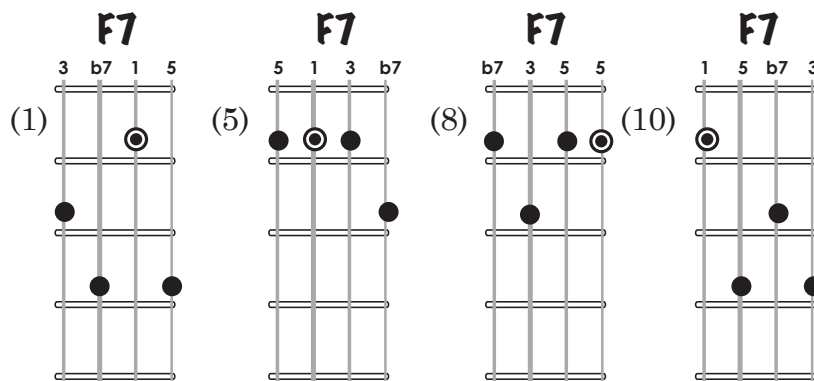
Building more advanced 4-part “jazz” chords can be accomplished using a seventh chord as the starting point.

Seventh Chords (7)

Here are four **Seventh** chords played at fret one of a standard tuned (g C E A or G C E A) ukulele. A seventh chord is sometimes referred to as a *Dominant Seventh* chord.



Here are the Db7, Bb7 and Ab7 chords transposed to F7.



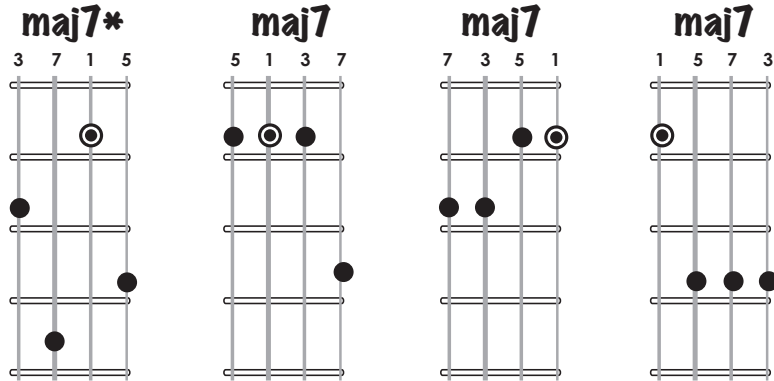
These seventh chords are major chords types, and the foundation for building the 4-part major chord types.





Major Seventh Chords (maj7)

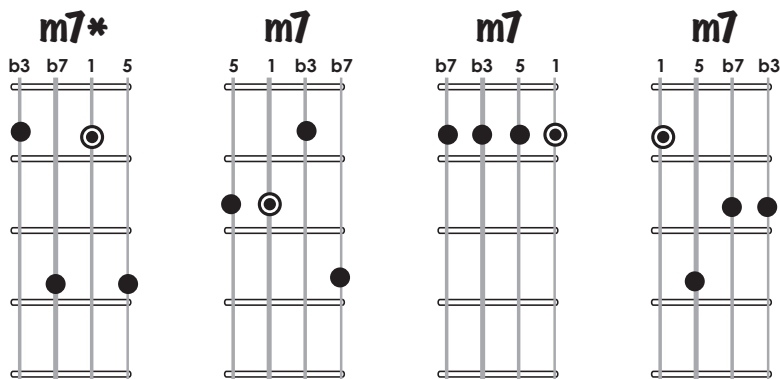
Create four **Major Seventh** chords by raising the seventh of each seventh chord one fret.



* Chords are shown as their generic shapes.
Use the roots to transpose to different keys.

Minor Seventh Chords (m7)

Create four **Minor Seventh** (m7) chords by lowering the third of a seventh chord one fret. These minor seventh chords are minor chord types, and the foundation for building all 4-part minor chord types.



* Chords are shown as their generic shapes.
Use the roots to transpose to different keys.

This same process can be used to create the *diminished* and *augmented* 4-part chord types.





Additional 4-Part Chords

m7b5

Lower the 5th of a minor seventh chord 1 fret.

This chords is a diminished chord type.

o7 (Diminished 7th)

Lower the b7 of a minor seventh flat five chord 1 fret.

+7 (Augmented 7th)

Raise the 5th of a seventh chord 1 fret.

From the voicings of the chord shown many common chord progressions can be played.

Upper Partial or Extensions

9th

Ninth chords are created by raising the root of a chord or lowering the third of a chord. *See the Advanced Guide to Jazz Chords for Ukulele for the specifics.*

11th

Eleventh chords are created by raising the third of a chord. An eleventh chord can optionally contain a ninth. *See the Advanced Guide to Jazz Chords for Ukulele for the specifics.*

13th

Thirteenth chords are created by raising the fifth of a chord. A thirteenth chord can optionally contain a ninth and eleventh. *See the Advanced Guide to Jazz Chords for Ukulele for the specifics.*





Scale Interval Formula Chart

Here are the scale interval formula to build the basic triads and 4-part chords and some of the common notations that you will encounter.

Major Chord Types

Major	Scale interval formula:	1 3 5
	Notation*:	Capital letter only or MAJ. maj, Δ
7	Scale interval formula:	1 3 5 b7
	Notation:	7, dom7
Major 7	Scale interval formula:	1 3 5 7
	Notation:	maj7, MAJ7, MA7, Δ7
Major 6	Scale interval formula:	1 3 5 6
	Notation:	6, maj6, MAJ6, MA6, 6

Minor Chord Types

Minor	Scale interval formula:	1 b3 5
	Notation:	m, mi, min, -
Minor 7	Scale degree formula:	1 b3 5 b7
	Notation:	m7, mi7, min7, -7
Minor-Major 7	Scale interval formula:	1 b3 5 7
	Notation:	m ^(L7) , min ^(maj7) , m7, maj7, -(7)
Minor 6	Scale interval formula:	1 b3 5 6
	Notation:	m6, -6, mi6, min6

Diminished Chord Types

Diminished	Scale interval formula:	1 b3 b5
	Notation:	o, dim
Half-Diminished 7	Scale interval formula:	1 b3 b5 b7
	Notation:	Ø ⁷ , half dim ⁷
Diminished-Major 7	Scale interval formula:	1 b3 b5 7
	Notation:	o ^(L7) , dim ^(L7)
Diminished 7	Scale interval formula:	1 b3 b5 bb7
	Notation:	o ⁷ , dim ⁷

Augmented Chord Types

Augmented	Scale interval formula:	1 3 #5
	Notation:	+, aug
Augmented 7	Scale interval formula:	1 3 #5 b7
	Notation:	+7, aug7
Augmented-Major 7	Scale interval formula:	1 3 #5 7
	Notation:	+L7, aug ^{L7} , L7 ⁽⁺⁵⁾

* A root note is presumed to be in front of each notation.
Example: C, C7, Cm, Cm7, Cdim, Co7, C7+, Caug7

These chords are the foundation for building more advanced chords using extensions and alterations.





Scale Interval Chart

The Fifteen Major Scales (Keys)

Column one is the root of the key.

1	2	3	4	5	6	7	9	11	13
C	D	E	F	G	A	B	D	F	A
G	A	B	C	D	E	F#	A	C	E
D	E	F#	G	A	B	C#	E	G	B
A	B	C#	D	E	F#	G#	B	D	F#
E	F#	G#	A	B	C#	D#	F#	A	C#
B	C#	D#	E	F#	G#	A#	C#	E	G#
F#	G#	A#	B	C#	D#	E#	G#	B	D#
C#	D#	E#	F#	G#	A#	B#	D#	F#	A#
F	G	A	Bb	C	D	E	G	Bb	D
Bb	C	D	Eb	F	G	A	C	Eb	G
Eb	F	G	Ab	Bb	C	D	F	Ab	C
Ab	Bb	C	Db	Eb	F	G	Bb	Db	F
Db	Eb	F	Gb	Ab	Bb	C	Eb	Gb	Bb
Gb	Ab	Bb	Cb	Db	Eb	F	Ab	Cb	Eb
Cb	Db	Eb	Fb	Gb	Ab	Bb	Db	Fb	Ab





Suggested Learning Order

Core Chords

7, m7, maj7, m7b5, dim7, aug7

Additional Core Chords

6th, m6, mL7

Diminished and Augmented Chords

m7b5 to dimL7 (*Very Rare*)

aug7 to augL7 (*Very Rare*)

Upper Partial-Extensions

9, 11 and 13

Alterations

b5, #5, b9, #9, #11, b13

For more information on building 4-part chords, shameless plug coming, see my book *The Advance Guide to Ukulele Chords vol 1*. This book provides detailed information on voicing all of the above 4-part chords. The book covers ALL major, minor, diminished and augmented chords types, their upper partials, alterations, add, sus and slash chords.





Bebop A Oo-koo-lele

Tuning g C E A for low "G" tuning (G C E A) the chord shapes are the same only the notation will be slightly different

TRIADS

Chord diagrams: C, Am, Dm, G7, G7

Tablature (T, A, B strings):

3	3	3	3	0	0	0	0	0	0	0	0	2	2	5
0	0	0	0	0	0	0	0	1	1	1	1	1	1	4
0	0	0	0	2	2	2	2	2	2	2	2	0	0	4

4-PART CHORDS

Chord diagrams: CMA7, Am7, Dm7, G7, G7

Tablature (T, A, B strings):

2	2	2	3	3	3	3	3	3	3	3	3	2	2	5
3	3	3	3	3	3	3	3	3	3	3	3	1	1	4
4	4	4	4	4	4	4	4	2	2	2	2	2	2	4
5	5	5	4	2	2	2	2	2	2	2	2	0	0	4





Jazz Blues Key of "C" Major

Ukulele chord diagrams and notation for Jazz Blues in the key of C Major. The piece is in 4/4 time and consists of 12 measures.

Measures 1-4:

- Measure 1: C7 (open strings)
- Measure 2: F7 (2nd fret)
- Measure 3: C7 (3rd fret)
- Measure 4: G^M7 (3rd fret) and C7 (3rd fret)

Measures 5-8:

- Measure 5: F7 (5th fret)
- Measure 6: F7 (3rd fret)
- Measure 7: C7 (3rd fret)
- Measure 8: A7 (2nd fret)

Measures 9-12:

- Measure 9: D^M7
- Measure 10: G7 (3rd fret)
- Measure 11: C7 (3rd fret) and A7 (2nd fret)
- Measure 12: D^M7 (3rd fret) and G7 (3rd fret)

The notation includes two systems of staves. The first system shows "C" Tuning and "G" Tuning. The second system shows two staves with treble clefs. Chord diagrams are provided for each measure, with fret numbers (fr) indicated. Some diagrams include an 'H' in a box, likely indicating a harmonic or specific finger placement.



Rhythm Changes

"C" Tuning

1.

2.

A



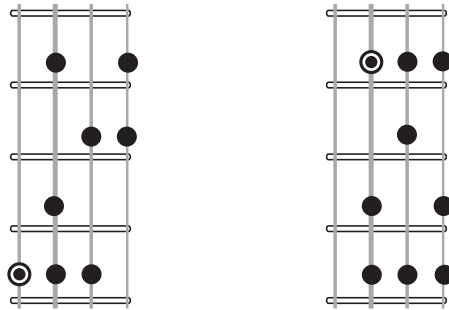
Essential Scales

The most important scale in jazz is the major scale. From this scale all essential diatonic and pentatonic scales can be derived from.

Major

Example: C Major

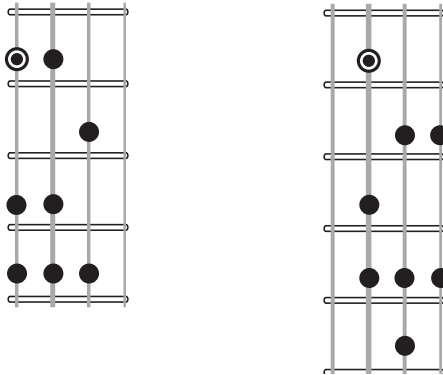
	C	D	E	F	G	A	B	C'
<i>Scale Degrees</i>	1	2	3	4	5	6	7	8



Natural Minor

1 2 b3 4 5 b6 b7 8

	C	D	E^b	F	G	A^b	B^b	C'
<i>Scale Degrees</i>	1	2	b3	4	5	b6	b7	8



From the Major and Minor Scales

From Major and Natural Minor scales you can get the modes, pentatonic scales, traditional scales and altered scales.





From Major

Create a **Mixolydian** or Dominant scale by lowering the seventh of a Major scale one half step.

C	D	E	F	G	A	Bb	C
1	2	3	4	5	6	b7	8

Create a **Lydian** scale by raising the fourth of a Major scale one half step.

C	D	E	F#	G	A	B	C
1	2	3	#4	5	6	7	8

Create a **Major Pentatonic** scale by deleting the fourth and seventh of a Major scale one half step.

C	D	E	G	A	C
1	2	3	5	6	8

From Natural Minor

Create a **Dorian** or minor scale by raising the sixth of a Natural Minor scale one half step.

C	D	Eb	F	G	A	Bb	C
1	2	b3	4	5	6	b7	8

Create a **Phrygian** scale by lowering the second of a Natural Minor scale one half step.

C	Db	Eb	F	G	Ab	Bb	C
1	b2	b3	4	5	b6	b7	8

Create a **Locrian** scale by lowering the second and fifth of a Natural Minor scale one half step.

C	Db	Eb	F	Gb	Ab	Bb	C
1	b2	b3	4	b5	b6	b7	8

Create a **Harmonic Minor** scale by raising the seventh of a Natural Minor scale one half step.

C	D	Eb	F	G	Ab	B	C
1	2	b3	4	5	b6	7	8





Create a **Tonic Minor** scale by raising the sixth and seventh of a Natural Minor scale one half step.

C	D	E ^b	F	G	A	B	C
1	2	b3	4	5	6	7	8

Create a **Minor Pentatonic** scale by deleting the second and sixth of a Natural Minor scale.

C	E ^b	F	G	B ^b	C
1	b3	4	5	b7	8

Create a **Blues** scale by adding a raised fourth (b5) to the minor pentatonic scale one half step.

C	E ^b	F	G ^b	G	B ^b	C
1	b3	4	b5	5	b7	8

Diminished and Whole Tone scales

Like their chord counterparts the diminished and whole tone (augmented) scales are symmetrical scales consisting of equal distant intervals.

Diminished

	W	H		W	H		W	H		W	H	
C	D	E ^b	F	G ^b	A ^b	B ^{bb}	C ^b	C				





Whole Tone

C W D W E# W F# W G# W A# W B#(C)

There are only three possible diminished scales and only two possible whole tone scales.

Essential Scales

The essential scales required for pop, rock, country are the following (6):

Blues, Pentatonic, dorian, Mixolydian, Aeolian, Ionian,

The minimum number of scales required for jazz are the following (15):

Scale Modes: Ionian, Dorian, Phrygian, Lydian, Mixolydian, Aeolian, Locrian

Traditional Scales: Major, Natural Minor, Harmonic Minor, Tonic Minor, Diminished, Whole Tones

Altered Scales: Mixolydian +4, Mixolydian -2 -6

Contemporary Scales: Blues, Pentatonic

Alternate Scale Names

Major is Ionian

Natural Minor is Aeolian

Dorian is Minor

Mixolydian is Dominant

Lydian is Lydian Dominant

Minor Pentatonic is Blues


Pentatonic is Major Pentatonic

Tonic Minor is Jazz Minor is Melodic Minor (ascending)






Ukulele Books




A Guide to Ukulele Chords

This book covers the basic ukulele chords that ALL uke players MUST know. It includes movable chord forms, rock uke chords, how to transpose chords and an introduction to 4-part chords is included. From a few basic chord shapes and a understanding of how chords are constructed your chord vocabulary can be dramatically increased without memorizing countless more chord shapes. There are too many chord shapes to memorize. (8.5 x 11 coil binding - 54 pages)



The Advanced Guide to Blues Chord Progressions for Ukulele from A to Z

Features 26 examples of blues progressions with various chord substitutions for "C" and "G" tunings. Covers chord substitution principles. (8 x 11 coil binding - 80 pages)



The Advanced Guide to Ukulele Chords - Vol I


If your goal is to expand your chord vocabulary, **The Advanced Guide to Ukelele Chords vol 1** is your answer.

Commonly referred to as "jazz" chords. The Advanced Guide to Ukulele Chords Volume I provides detailed information on voicing 4-part chords.

Beyond learning the basic Ukulele chords, most Ukulele players struggle with advanced chords. Commonly called "jazz" chords, these more sophisticated voicings find a wide use in all forms of music.

This volume of The Advanced Guide to Ukulele Chords presents a highly organized and efficient approach to the mysterious subject of advanced chords. Chord dictionaries are not the answer. Even chord theory does not offer any insight into unraveling the complexity of advanced chords.


This guide provides detailed information on voicing 4-part chords for ukulele. It covers all major, minor, diminished and augmented chord types, their upper partials, alterations, add, sus and slash chords. (8 x 11 coil binding - 52 pages)



The Advanced Guide to Chord Progressions for Ukulele - Vol I

Volume features the principles of voice leading applied to chord progressions. These principles are explained using chords from volume I of The Advanced Guide to Ukulele Chords. Chapters with common major and minor full diatonic, partial diatonic and chromatic chord progressions are also included to further explore voice leading. (8 x 11 coil binding - 80 pages)





QUICKSTART - Scale Fingerings for Ukulele

Is a concise, well organized series of books ideal for any ukulele player beginning to explore improvisation. Scale Fingerings for Ukulele keeps a sharp focus on critical scales, their fingerings and their related chords. With all material is covered in every key.

QuickStart - Scale Fingerings for Ukulele - Vol I - "C" Tuning

QuickStart - Scale Fingerings for Ukulele - Vol I - "D" Tuning

For Soprano, Concert and Tenor ukuleles. Six essential scales for ukulele. Covers the Blues, Pentatonic, Dorian, Mixolydian, Aeolian and Ionian scales.

Scale Fingerings for Ukulele is a concise, well organized book ideal for any ukulele player beginning to explore single note playing and improvisation. Unlike so many other ukulele instruction books on the market, Scale Fingerings for Ukulele keeps a sharp focus on the six critical scales, their fingerings and their related chords. Each fingering pattern is shown with a fingerboard shape, TAB and standard music notation. Related chords are also explained for each scale. All material is covered in every key.

Master these fingerings and unlock your potential as a ukulele player.

Whether your interest is in Blues, Rock, Country, Jazz or somewhere in between Scale Fingerings for Ukulele is a valuable addition to your musical library. (8 x 11 coil binding - 98 pages)

QuickStart - Scale Fingerings for Tenor & Baritone Ukulele - Vol I

Six essential scales for ukulele. Covers the Blues, Pentatonic, Dorian, Mixolydian, Aeolian and Ionian scales for Tenor & Baritone ukuleles tuned D G B E. (8 x 11 coil binding - 98 pages)




QuickStart - Arpeggio Fingerings for Ukulele - Vol I Triads - "C" Tuning

For Soprano, Concert and Tenor ukuleles. Essential arpeggios for ukulele. Covers the major, Minor, Diminished and Augmented arpeggios.

Arpeggios Fingerings for Ukulele is a concise, well organized book ideal for any ukulele player beginning to explore single note playing and improvisation. Unlike so many other ukulele instruction books on the market, Arpeggio Fingerings for Ukulele keeps a sharp focus on these essential arpeggios and their fingerings. Each fingering pattern is shown with a fingerboard shape, TAB and standard music notation. All material is covered in every key.


Master these fingerings and unlock your potential as a ukulele player.

(8 x 11 coil binding - 96 pages)



Practice Material for the Contemporary Ukulele Player

Here is an organized collection of practice and reference material to develop the skills and knowledge necessary for the contemporary uke player. Material covers: scales, arpeggios and sequences. (8 x 11 coil binding - 68 pages)




Learning the Ukulele Fingerboard

BY CURT SHELLER - Finally learn the names of the notes of the Soprano, Concert, Tenor and Baritone ukulele fingerboard for the "C", "D" and "G" tunings. (5.5 x 8.5 saddle stitch - 32 pages)





Music Books



Harmonic Analysis for Scale Selection and Chord Substitution

Harmonic Analysis principles with harmonized scale charts for scale selection and chord substitution. (8 x 11 coil binding - 90 pages)

20050610.1.0

